Publication 4012

VITA/TCE Volunteer Resource Guide

Volunteer Income Tax Assistance (VITA)/Tax Counseling for the Elderly (TCE)

2022 RETURNS

Volume 4 of 14

Take your VITA/TCE training online at https://apps.irs.gov/ app/vita. Link to the Practice Lab to gain experience using tax software and take the certification test online, with immediate scoring and feedback.

Publication 4012 (Rev. 10-2022) Catalog Number 74146L
Department of the Treasury **Internal Revenue Service** www.irs.gov

Visit the Accessibility Page on IRS.gov

This page is intentionally left blank

Entering Medicaid Waiver Payments

A taxpayer may choose to include qualified Medicaid waiver payments in the calculation of earned income for the EIC and the ACTC. The taxpayer may include qualified Medicaid waiver payments in earned income even if the taxpayer chooses to exclude those payments from gross income.

- A taxpayer may not choose to include or exclude only a portion of qualified Medicaid waiver payments. Either include all or none of the qualified Medicaid waiver payments for the taxable year in earned income.
- If the taxpayer chooses to include qualified Medicaid waiver payments in earned income, that amount will be included in the calculation for both the EIC and the ACTC.

Qualified Medicaid waiver payments reported on Form W-2, box 1

In the TaxSlayer software, complete the Form W-2 as provided. Enter the amount of qualified Medicaid waiver payments received in the Medicaid Waiver Payment box at the bottom of the screen. Check the box just above the payment box if the taxpayer chooses to include the amount in the calculation of earned income for the EIC and the ACTC.

Qualified Medicaid waiver payments that are wages not reported on Form W-2, box 1

The payments are already excluded from gross income and earned income. The tax preparer should complete the tax return as usual if the taxpayer does not choose to include qualified Medicaid waiver payments in earned income. A taxpayer who chooses to include qualified Medicaid waiver payments in

earned income must report the payments as wages on line 1. In TaxSlayer, complete the Form W-2, and include the Medicaid Waiver payment amount in box 1. (In some cases, this amount can be found in box 14). Then delete the entries that will auto-fill in boxes 3, 4, 5 and 6.

Include the same amount in the Medicaid Waiver Payment box that appears below box 14 in the software. If beneficial to the TP, check the box just above the Medicaid Waiver Payment box that will include the amount in Earned Income for the purposes of figuring the EIC.

This process will enter the amount on Line 1 of Form 1040, and subtract it back out on Line 8 so there will be no tax effect. If the amount is included in earned income, an EIC will be calculated if the TP is otherwise eligible.

Qualified Medicaid waiver payments reported on Form 1099-NEC or 1099-MISC and the taxpayer is in the business of providing home health care services

Complete a Schedule C and enter the Form 1099-MISC as provided. Enter the amount of qualified Medicaid waiver payments received in the Medicaid Waiver Payment box at the bottom of the screen. Check the box just above the payment box if the taxpayer chooses to include the amount in the calculation of earned income for the EIC and the ACTC.

Qualified Medicaid waiver payments reported on Form 1099-MISC and the taxpayer is not in the business of providing home health care services

These payments are considered “other income” and are not reported on a Schedule C. Complete the Form 1099-MISC as

provided. Enter the amount of qualified Medicaid waiver payments received in the Medicaid Waiver Payment box at the bottom of the screen. These payments are not subject to employment taxes and are not earned income, because they are not employee compensation or earnings from self-employment.

Qualified Medicaid waiver payments may be excluded from gross income only when the care provider and the care recipient reside in the same home. When the care provider and the care recipient do not live together in the same home, the Medicaid waiver payments may not be excluded from gross income. See ***Volunteer Tax Alert*** *VTA 2020-03 (March 3, 2020).*

Refer to the previous page and the Form 1099-MISC page, later in this tab for screenshots of where to enter Medicaid Waiver payment and optionally include in earned income.

Interest Income

Federal Section>Income>1099-DIV, INT, OID>Interest Income; or Keyword "INT"

Interest and Dividend Income

Interest or Dividend Income		BEGIN
Did you have interest in a foreign bank account?	1	BEGIN
Exclusion of Interest from Series EE & I US Savings Bonds	2	BEGIN

1099 Description Schedule B

Choose the type of Interest or Dividend item you want to enter:

- ○ Interest Income, Form 1099-INT, (including interest income < 1,500)
- ○ Original Issue Discount, Form 1099-OID
- ○ Dividend Income, Form 1099-DIV
- ○ Seller Financed Interest Income

Form 1099-OID

CANCEL | SAVE & ENTER ANOTHER | CONTINUE

Type of Transaction
Form 1099-OID

Payer's Name *

Original Issue Discount (Box 1) $ 3

Other Periodic Interest (Box 2) $

Early Withdrawal Penalty (Box 3) $

Federal Tax Withheld (Box 4) $

Market Discount (Box 5) $

Acquisition Premium (Box 6) $ OOS

OID on Treasury Obligations (Box 8) $ 3

Investment Expenses (Box 9) $

Bond Premium (Box 10) $

Tax-Exempt OID (Box 11) $

1 If the aggregate value of foreign financial accounts exceeds $10,000 at any time during the year, the FinCEN Report 114 is required to be filed electronically with Treasury, and the return is Out of Scope.

2 If U.S. Savings Bond interest is used to pay for higher education expenses, return is Out of Scope.

3 Form 1099-OID interest is treated like other interest. Boxes 5 and 10 are in scope.

Return is Out of Scope if there is a FATCA filing requirement, or if an alternative minimum tax is generated on Form 6251. This may occur with a large amount of dividends or interest. Return is also Out of Scope if Form 1099-OID adjustment is needed, no form was received, or there is an entry in Box 6, Acquisition premium.

Interest Income

CANCEL | SAVE & ENTER ANOTHER | CONTINUE

Type of transaction
Interest Income

Payer's Name *
1

Payer TIN or EIN

Payer's Address
☐ Check here if foreign address

Address (street number & name)

ZIP code

City, town, or post office

State
- Please Select -

Taxpayer, Spouse, or Joint?
Taxpayer

Interest Income (Box 1)
$ 2

Early Withdrawal Penalty (Box 2)
$ 3

Interest on U.S. Savings Bonds and Treasury obligations (Box 3)
(**Note:** Enter Taxable amount only)
$ 4

Federal Tax Withheld (Box 4)
$ 5

Investment Expenses (Box 5)
$

Foreign Tax Withheld (Box 6)
$ 6

Enter each Form 1099-INT separately.

1 Enter the name of payer. Don't use punctuation. Payer's TIN and address may be entered, but is not required.

2 Enter the taxable interest paid in Box 1. This doesn't include interest shown in Box 3.

3 The early withdrawal penalty is carried as an adjustment to Schedule 1.

4 Enter any taxable amount from Box 3 on the Interest on U.S. Savings Bonds and Treasury obligations line.

5 A warning may appear if tax withheld is more than 40% of Box 1. If your entries are correct, ignore the warning.

6 If 1099-INT shows foreign tax paid, enter it in Box 6 if the taxpayer is eligible to use the Simplified Limitation Election. See Tab G, Nonrefundable Credits, for details.

Taxpayers who received less than $10 in interest from one payer may not receive a Form 1099-INT. This income must still be reported. Use the Interest Income Screen as if entering Form 1099-INT information.

Tax Exempt Interest (Box 8)

$ 1

Specified Private Activity Bond (Box 9)

$ 2

Market Discount (Box 10)

$

Bond Premium (Box 11)

$ 3

Bond Premium on Treasury Obligations (Box 12)

$ **OOS if greater than Box 3**

Bond Premium on Tax-exempt bond (Box 13)

$ **OOS if greater than Box 8**

Amount of Interest on U.S. Savings Bonds and Treasury Obligations that you want subtracted from your state return

$ 4

Taxable State Interest

ADD INTEREST ITEMS 7

Nominee Interest

$ 5

Decedent Interest

$

Accrued Interest

$ 6

Accrued Market Discount

$

Taxable State Interest Item

State *

- Please Select - 8

Owner

Taxpayer

Taxpayer
Spouse
Joint

$

1 Enter the amount of tax-exempt interest from Box 8 of Form 1099-INT.

2 The entry for "Specified Private Activity Bond" will automatically carry to Form 6251, Alternative Minimum Tax, when applicable. If the entry into Other Taxes on Form 6251 results in an alternative minimum tax (AMT), the return is Out of Scope.

3 Bond Premium – If less than the amount reported as interest in Box 1 – In Scope. If greater than the amount reported as interest in Box 1 – Out of Scope.

4 IMPORTANT – Entries are transferred directly when a state return is added. If state tax law treats the interest differently, include the exempt interest amount and select the state from the drop down list. Generally, interest on U.S. government obligations (such as savings bonds, treasury bonds/bills/notes) is taxable on the federal return but isn't taxable on the state return.

5 Nominee interest – Interest transferred to another person – Out of Scope.

6 Accrued interest – Interest paid to seller at time of purchase – Out of Scope.

7 If any of the tax exempt interest isn't exempt from state taxes, select the **Add/Edit** button to add a Taxable State Interest item. Interest on out-of-state municipal bonds isn't taxable on the federal return but is generally taxable on the state return.

8 Enter the state, owner, and amount and select **Continue To Next Step**.

Always enter tax-exempt interest or dividend income. This may affect the amount of Social Security income that is taxable and the amount of Premium Tax Credit.

Interest on in-state municipal bonds is generally not taxable on the federal and state returns.

Income from a reverse mortgage is not considered a taxable event because it is a loan.

Seller Financed Mortgage Interest

Federal Section>Income>1099-DIV, INT, OID>Seller Financed Interest Income; or Keyword "INT"

Must have identification number of payer to e-file the return.

Schedule B Seller Financed Interest

CANCEL | SAVE & ENTER ANOTHER | CONTINUE

Type of transaction

Seller Financed Interest Income

Payer's Name *

Payer's Social Security Number *

Payer's Address *

Address (street number & name) *

ZIP code *

City, town, or post office *

State *

- Please Select -

Interest Income *

$

Nominee Interest

$ Out of scope

Decendent Interest

$ Out of scope

Dividend Income (Form 1099-DIV)

Federal Section>Income>1099-DIV, INT, OID>Dividend Income; or Keyword "D"

Dividend Income (Form 1099-DIV)

CANCEL | SAVE & ENTER ANOTHER | CONTINUE

Type of transaction
Dividend Income

Payer's Name *

Enter each Form 1099-DIV separately.
Enter the name of payer. Don't use punctuation.

Payer TIN or EIN

Payer's Address

Check here if foreign address

Address (street number & name)

ZIP code

City, town, or post office

State
- Please Select -

Taxpayer, Spouse, or Joint?
Taxpayer

Ordinary Dividends (Box 1a)
$

Qualified Dividends (amount of ordinary dividends that are considered qualified) (Box 1b)
$

Capital Gain to Schedule D (Box 2a)
$

In the capital gain line, enter Box 2a total capital gain distributions from a regulated investment company (mutual fund) or real estate investment trust. This entry flows to Schedule D.

Unrecaptured Section 1250 Gain (Box 2b)
$

A dividend reinvestment plan (DRP) is when the cash dividend is automatically used to buy more shares. The dividend is income and included on Form 1099-DIV. The payer/broker will keep track of the new purchase.

Section 1202 Gain (Box 2c)

$ Out of scope

Collectibles (28%) Gain (Box 2d)

$ Out of scope

Nondividend Distributions (Box 3)

$ 1

Federal Income Tax Withheld (Box 4)

$

Section 199A dividends (Box 5)

$ 2

Investment Expenses (Box 6)

$

Foreign Tax Withheld (Box 7) 3

$

Cash Liquidation Distributions (Box 9)

$ Out of scope

Noncash Liquidation Distributions (Box 10)

$ Out of scope

Exempt Interest Dividends (Box 11)

$

Specified Private Activity Bond (Box 12)

$

Amount of Interest on U.S. Savings Bonds and Treasury obligations that you want subtracted from your state return

$ 4

Taxable State Dividend

ADD DIVIDEND ITEMS

Nominee Dividend

$ Out of scope

Decedent Dividend

$

1 Nondividend distribution is a return of basis, not taxed until all cost is recovered. The taxpayer must reduce their cost by these distributions at the time of sale. Once all costs are recovered, report as capital gain.

2 Box 5 amount is carried to qualified business income deduction. No additional entry needed.

3 An entry in Foreign tax withheld (Box 7) will flow as a foreign tax credit to Form 1040.

Only the simplified limitation method is in scope. If total foreign taxes exceed $300 ($600 if filing joint), the simplified method cannot be used. In that case Form 1116, Foreign Tax Credit, is required, with International certification only. See Tab G, Nonrefundable Credits for Foreign Tax Credit information.

4 On the amount of interest on U.S. Savings Bonds and Treasury obligations line, enter dividends from federal bond funds which are fully taxable on the federal return but tax-exempt on the state return.

State and Local Refund Worksheet

Federal Section>Income>Form 1099-G Box 2; or Keyword “G”

Use this worksheet only if the taxpayer itemized deductions last year claiming state income taxes as a deduction and received a state or local income tax refund.

None of your refund is taxable if, in the year you paid the tax, you either:

1. *didn’t itemize deductions, or*
2. *elected to deduct state and local general sales taxes instead of state and local income taxes.*

You may need to look up the sales tax that could have been deducted using the ***IRS sales tax calculator****.*

State & Local Refund Worksheet

CANCEL CONTINUE

Bypass State Refund Worksheet
Enter an amount here to bypass worksheet and enter the full amount as taxable on form 1040

$

State & Local Refunds 1

2020 state tax refunds (all refunds from 1099-G or similar statements)

$

Prior Year Taxes

Last year’s (2020 tax return) total state and local tax paid (Schedule A line 5d)

$

Last year’s (2020 Tax Return) total itemized or standard deductions (Form 1040 line 12)

$

Total amount of prior year state tax withheld (including state estimated payments, Schedule A line 5a)

$ 2

Prior year sales tax deduction (Schedule A line 5a)
Enter any calculated sales tax which you could have deducted on your prior year Schedule A

$ 3

Last Year’s (2020 Tax Return) Filing Status *

Select one... 4

Last Year’s (2020 Tax Return) Deductions for Age 65 and over or Blind:

☐ Check here if Taxpayer claimed the Age 65 and older deduction last year.

☐ Check here if the Taxpayer claimed the Blind deduction last year.

If the taxpayer’s prior year state and local taxes were limited to $10,000, the current year state and local refund may not be taxable. Complete the worksheet to determine taxability.

1 Use this worksheet to determine the portion of the taxpayer’s prior year state refund that is considered taxable in the current year. Use a copy of the taxpayer’s previous year return to enter all amounts in the spaces provided. The taxable portion will be included on the return as taxable income.

2 Include state tax withheld and state estimated payments made during 2021.

3 Enter any calculated sales tax not deducted on your prior year Schedule A. If the amount is not shown on last year’s return, you can go to the Sales Tax Deduction Calculator on IRS.gov to determine the amount.

4 If last year’s filing status was MFS, indicate if spouse itemized deductions.

See Instructions for Recipient for Box 2 on Form 1099-G amounts which may appear in the unnumbered box beside Box 9. Amounts in this unnumbered box are interest and are in scope. Report it as interest income on the tax return.

Schedule C Self-Employment Income

Federal Section>Income

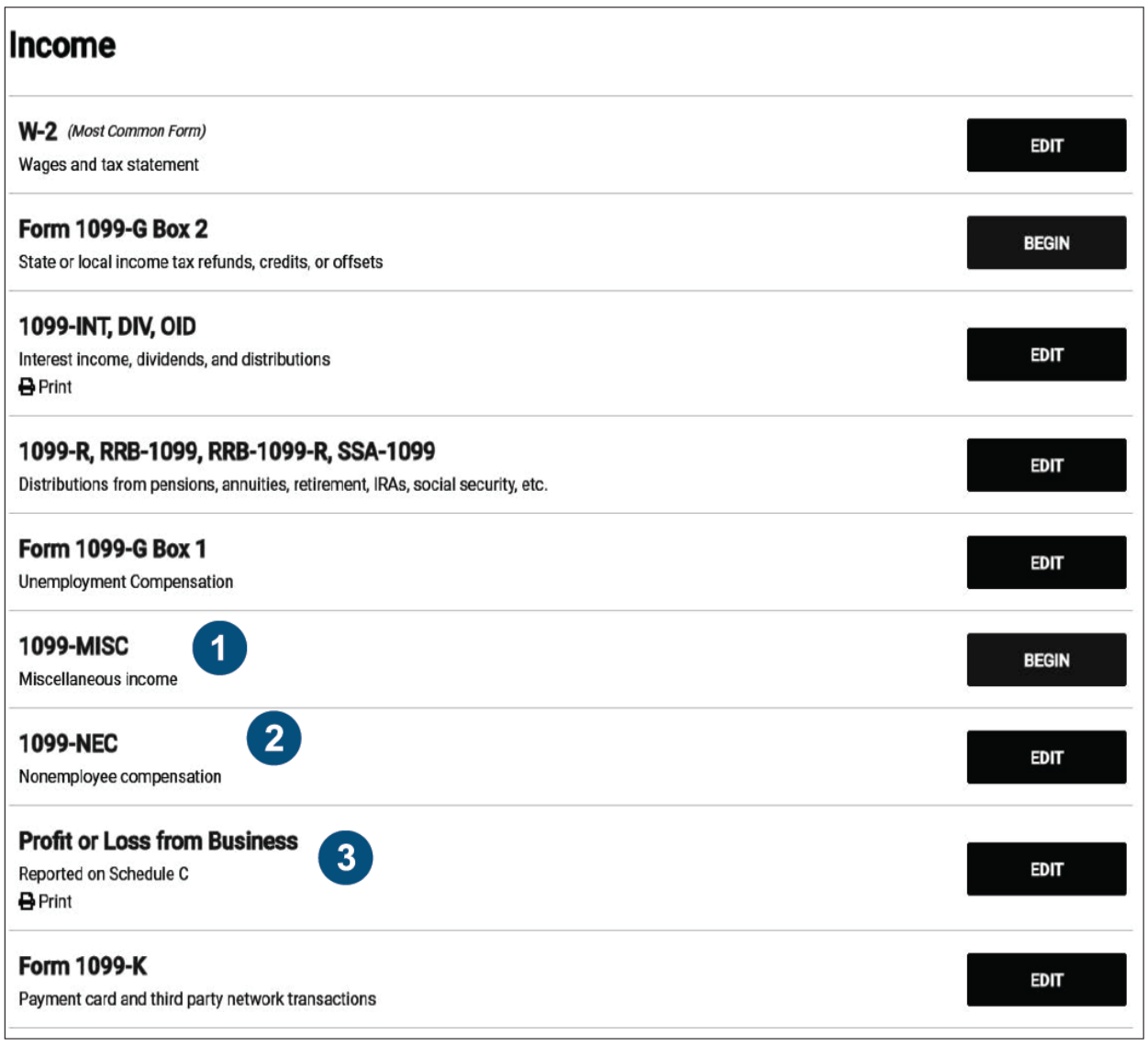

1 Income received on Form 1099-MISC may not include self-employment income. See Less Common Income, later in this tab.

2 If any of the self-employment income is reported on Form 1099-NEC, Nonemployee Compensation, select Form 1099-NEC first. Self-employment income reported on a Form 1099-NEC will be in Box 1, Nonemployee compensation.

3 Select **Profit or Loss From A Business (Schedule C)** to enter self-employment income that isn't reported on a Form 1099-NEC. This would include income reported on Form 1099-K, Payment Card and Third Party Network Transactions, as well as all other cash and any other income received related to the business activity. Also, enter expenses related to the self-employment income.

A taxpayer who received less than $600 in income from one payer may not receive a Form 1099-NEC or Form 1099-K. This income must still be reported. See Publication 334, Tax Guide for Small Business, and Publication 525, Taxable and Nontaxable Income, for additional information.

For taxpayers who have earnings as a notary, review the Instructions for Schedule SE, Self-Employment Tax, for reporting instructions. In TaxSlayer, make the following entries:

- *Report the notary income on a Schedule C.*
- *Visit the Schedule SE menu in the Other Taxes section and enter the amount of exempt notary income in the "Enter the exempt notary income" input field.*

Gig economy workers such as rideshare drivers and delivery drivers can find tax information specific to their work at the **IRS Gig Economy Tax Center (www.irs.gov/businesses/gig-economy-tax-center)**

Form 1099-NEC

Federal Section>Income

Whose 1099-NEC is this?

Recipient *

- Taxpayer Sample
- Spouse Sample

Payer Information

Payer's name *

Check here if foreign address

Address (street number & name) *

ZIP code * - City, town, or post office * State * - Please Select

Use payer's SSN as ID

Payer's TIN *

Also may be found in the box labeled Payer's Federal Identification Number

Recipient Information

Also may be found in the box labeled Recipient's Identification Number

Recipient's name *

Check here if foreign address

Address (street number & name) *

1530Papaya Street

ZIP code * 30904 - City, town, or post office * Augusta State * Georgia

Account Number

Self employed taxpayers will include amounts from Box 1 on Schedule C. Taxpayers with an amount on Form 1099-NEC, Box 1, who are not an employee or self-employed, do not need to complete Schedule C but should report this income as Other Income on Schedule 1. In that case, select **Other Income** in the Federal Section and then select **Other Income Not Reported Elsewhere**. Taxpayers with nonemployee compensation that is related to a hobby (an activity that isn't engaged in for profit) are Out of Scope. See Publication 525, Taxable and Nontaxable Income, for more information.

Income

1 Nonemployee compensation $

2

3

4 Federal income tax withheld $

State Information 1

5 State tax withheld $

6 State - Please Select - Payer's State No.

7 State income $

Add another state

CANCEL CONTINUE

Add a Form 1099-NEC in TaxSlayer for each 1099-NEC received.

Newspaper carriers under age 18 are only subject to self-employment tax if they must deliver or distribute newspapers to a point for delivery or distribution. Otherwise, earnings are generally not subject to self-employment tax for a newspaper carrier who is under age 18.

Connecting the Form 1099-NEC to Schedule C

Transferring 1099-NEC to Schedule

Income recorded on a 1099-NEC is reported as either business income (on a Schedule C) or as farm income (on Schedule F).

How would you like to report this income? *

- (●) Schedule C - Business Income
- ( ) Schedule F - Farm Income

BACK | CONTINUE

Link the information from the 1099-NEC to Schedule C by selecting the **Schedule C** button and then selecting **Continue**.

If the taxpayer has more than one business, you must use a separate Schedule C for each.

Check to ensure the Form 1099-NEC is carried to the correct section of Form 1040.

Form 1099-NEC

Add another Form 1099-NEC

Payer	Owner	Carried To
ABC COMPANY	Taxpayer	Schedule C

CONTINUE

If there is more than one Form 1099-NEC for the same business, ensure that they are all linked to the same Schedule C. To link a second Form1099-NEC click on **Add another Form 1099-NEC**, enter data, and select **Continue**. On the next screen select **Form C**, select **Report this income on a Schedule C I already created for my business** then choose business description and **Continue**.

*If the Carried To section says "None" the income is not being reported on the return. Select **Edit** and link to the appropriate Schedule.*

Form 1099-K

Taxpayers will receive Form 1099-K, Payment Card and Third-Party Network Transactions by January 31st if, in the prior calendar year, they received payments:

- From payment card transactions (e.g., debit, credit, or stored-value cards), AND/OR
- In settlement of third-party payment network transactions above the minimum reporting thresholds as follows:

For returns for calendar years prior to 2022:

- Gross payments that exceed $20,000, AND
- More than 200 such transactions For returns for calendar years after 2021:
- Gross payments that exceed $600, AND
- Any number of transactions

For transactions made after March 11, 2021, The American Rescue Plan Act of 2021 clarifies Form 1099-K reporting by third-party settlement organizations applies only for transactions for the provision of goods or services settled through a third-party payment network.

☐ CORRECTED (if checked)

FILER'S name, street address, city or town, state or province, country, ZIP or foreign postal code, and telephone no.	FILER'S TIN	OMB No. 1545-2205
	PAYEE'S TIN	Form **1099-K**
	1a Gross amount of payment card/third party network transactions $ (1)	
	1b Card Not Present transactions $ (2)	
Check to indicate if FILER is a (an): Payment settlement entity (PSE) ☐ Electronic Payment Facilitator (EPF)/Other third party ☐ — Check to indicate transactions reported are: Payment card ☐ Third party network ☐	3 Number of payment transactions	
PAYEE'S name	5a January $	
Street address (including apt. no.)	5c March $	
	5e May $	

Payment Card and Third Party

Combine the Box 1a and Box 1b amounts from all 1099-Ks received for any one business and include in TaxSlayer with any cash income on Schedule C.

(1) Box 1a shows the aggregate gross amount of payment card/third party network transactions made to you through the PSE during the calendar year.

(2) Box 1b shows the aggregate gross amount of all reportable payment transactions made through the PSE during the calendar year where the card was not present at the time of the transaction or the card number was keyed into the terminal.

This page is intentionally left blank

*Taxpayers may receive a Form 1099-K representing the total dollar amount of total reportable payment transactions. This may **not** be the amount you should report as income, as it may not include all the receipts and it may include items that are not included in receipts (such as sales tax). You should consider the amounts shown on Form 1099-K, along with all other amounts received, when calculating gross receipts for the taxpayer's income tax return.*

Taxpayers who receive a Form 1099-K that does not belong to them should contact the Payment Settlement Entity (PSE). If there is an error on the form, request a corrected Form 1099-K from the PSE. Taxpayers should keep a copy of any corrected Form 1099-K with their records as well as any correspondence with the PSE.

If taxpayers shared a credit card terminal with another person or business, the Form 1099-K they receive will include payment card transactions belonging to the person or business that shared the terminal, in addition to their own payments. Where required, the taxpayer should file and furnish the appropriate information return (e.g., Form 1099-K or Form 1099-MISC) for each person or business with whom they shared a card terminal. In this case, the return is Out of Scope.

General FAQs on New Payment Card Reporting Requirements

(www.irs.gov/payments/general-faqs-on-new-payment-card-reporting-requirements)

Understanding Your Form 1099-K

(www.irs.gov/businesses/understanding-your-form-1099-k)

Gig Economy Tax Center

(www.irs.gov/businesses/gig-economy-tax-center)

Schedule C Menu

TaxSlayer Navigation: *Federal Section>Income>Form 1099-NEC; or Keyword "SC"*

Businesses with inventory, employees, contract labor, depreciation, business use of the home, expenses over $35,000 or a net loss are Out of Scope.

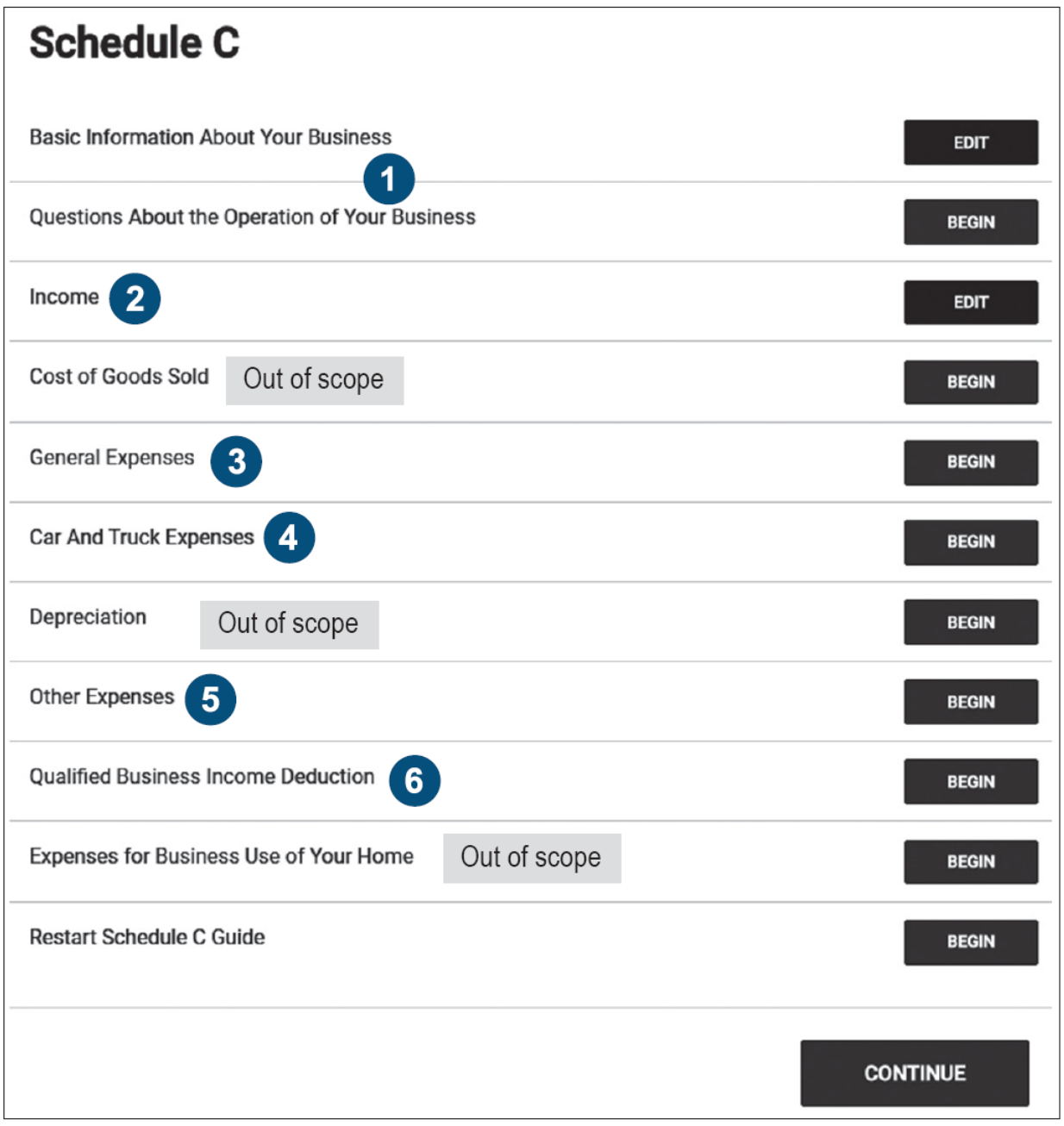

1 Complete Basic Information About your Business and Questions About the Operation of Your Business for every Schedule C.

2 Select **Income** to enter any income for the business that was not reported on Form 1099-NEC, such as cash income or income from a Form 1099-K.

3 Most business expenses are entered in the General Expenses section. See Pub 535 for more detail on business expenses.

4 See Schedule C - Car and Truck Expenses, later in this tab

5 Select **Other expenses** to enter any expenses not listed under General Expenses.

6 Qualified Business Income Deduction - See Tab F

If the business accepted credit or debit cards in payment or received payments via 3rd party network, it may receive Form 1099-K Payment Card and Third Party Network Transactions (see note below).

Taxable income reported on Form 1099-K is in scope if received for self-employment income (such as shared-economy driving). Make sure the total shown on the 1099-K is included, along with any cash income, on Schedule C income section. A Form 1099-K received for rental income is in scope for Military certification only. Forms 1099-K received for any other type of taxable income are Out of Scope.

Income from the manufacture, distribution, or trafficking of controlled substances (such as marijuana) is Out of Scope.

Schedule C - Questions About Your Business

Schedule C Questions

CANCEL

CONTINUE

Questions about your Business

Accounting Method *

- (●) Cash
- ( ) Accrual
- ( ) Other

To be in scope, the Accounting Method must be Cash Method and there can be no inventory, no cost of goods sold, no employees, no business use of the home, and no depreciation (completing Form 4562, Depreciation and Amortization).

Method used to value closing inventory *

- ( ) Cost
- ( ) Lower of cost or market
- (●) Not Applicable

Select **Not Applicable** for the Inventory Method.

- [ ] Check here if there were any changes in determining inventory.
- [ ] Check here if this is the first Sch. C filed by you for this business.
- [x] Check here if you "materially participated" in the operation of this business during the tax year.

In most cases, the taxpayers do materially participate in the business. This means that the taxpayer ran the business and did the work.

This box must be checked to allow a net loss on your return.

Prior year unallowed loss (ONLY enter an amount if current year's activity is a net profit.)

$

If the taxpayer has a business loss carried over from another tax year or is required to file a Form 1099, the tax return is Out of Scope.

- [ ] Check here if you made any payments in 2020 that would require you to file Form(s) 1099.
- [ ] Check here for Qualified Joint Venture. (Ownership between Taxpayer and Spouse must be 50/50. **If you are filing Business Use of Home deductions or using the Clergy Worksheet, you will need to file separate Schedule C forms, one for each spouse)**
- [ ] Check here to Prorate Expenses for Minister/Clergy.

Schedule C - General Expenses

Federal Section>Income>Profit or Loss from a Business>General Expenses; or Keyword "SC"

All allowable and documented expenses must be reported on Sch C. If any deductible expenses are Out of Scope, the entire return is Out of Scope and taxpayer should be referred to professional preparer. There is no option to disregard allowable expenses.

The following expenses are Out of Scope:Contract Labor, Depletion, Employee benefit program, Mortgage interest, Pension and profit sharing, and Wages. Health Insurance is in scope for Self-Employed Health Insurance deduction only.

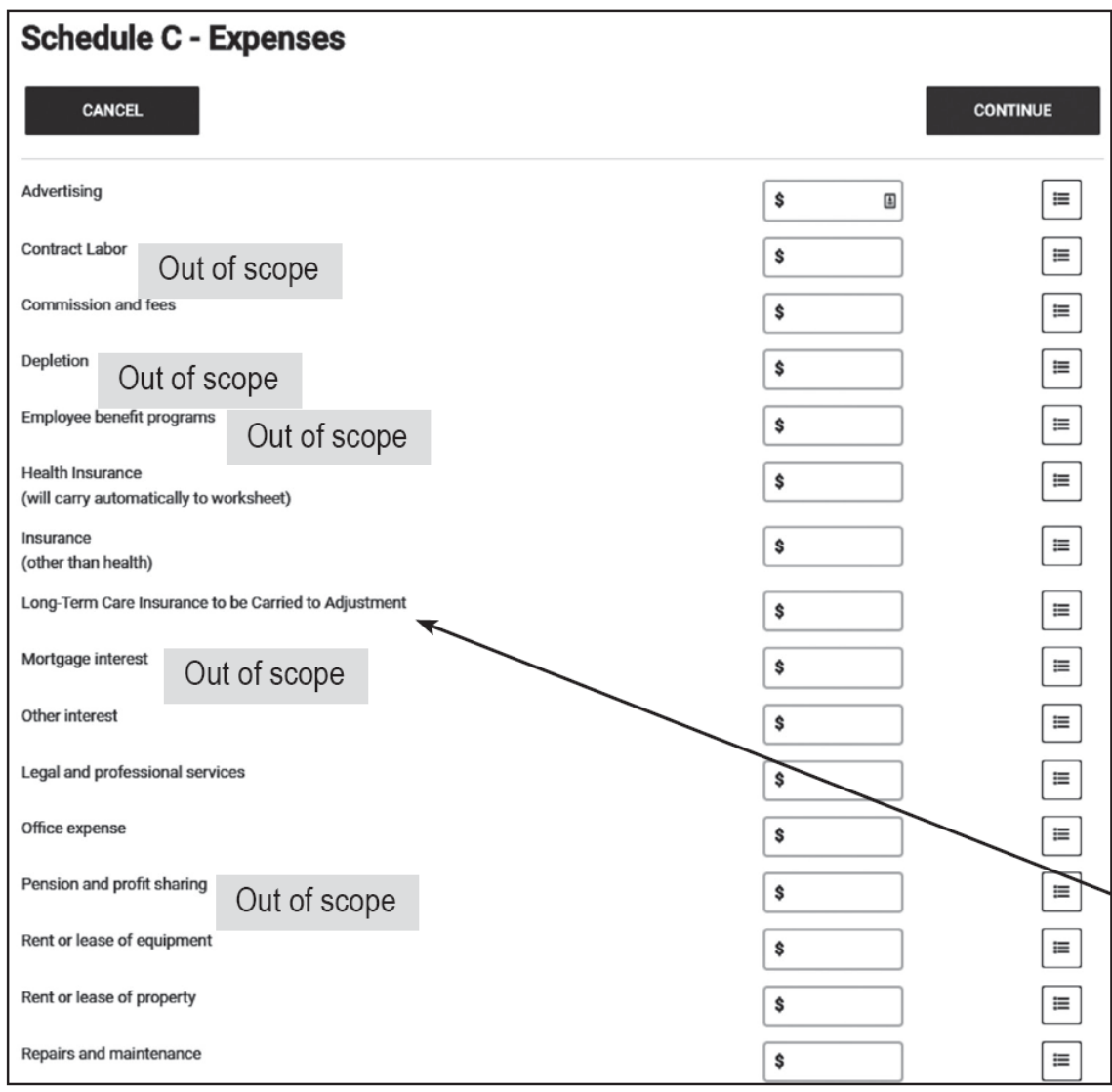

*Taxpayers may elect to apply a de minimis safe harbor to amounts up to $2,500 per invoice or item paid to acquire property used in the taxpayer's trade or business. See **Publication 535**, Business Expenses, for details.*

Use the TaxSlayer Schedule C entry screen Health Insurance box for this Self-Employed Health Insurance Deduction. See Tab E, Adjustments, for information about the self-employed health insurance deduction. Calculations with Premium Tax Credit are Out of Scope with respect to the self-employed health insurance deduction.

Do not enter allowable LTC premiums here. Enter on the Health Insurance line.

In 2022, businesses can claim 100% of their food or beverage expenses paid to restaurants. See **Notice 2021-25** for details.

To be deductible, a business expense must be both ordinary and necessary. An ordinary expense is one that is common and accepted in your industry. A necessary expense is one that is helpful and appropriate for your trade or business. An expense does not have to be indispensable to be considered necessary. Taxpayers can deduct the cost of their own education expenses (including certain related travel) related to the trade or business. They must be able to show the education maintains or improves skills required in their trade or business, or that it is required by law or regulations for keeping their license to practice, status, or job.

Car and truck expenses aren't entered on this page. Those expenses are entered on a separate page.

Rentals or leases of equipment (including vehicles) for more than 30 days are Out of Scope. If the taxpayer uses the standard mileage rate method for business miles of a leased vehicle, the return remains in scope.

Expenses that aren't deductible include bribes and kickbacks; charitable contributions; demolition expenses or losses; and dues paid to business, social, athletic, luncheon, sporting, airline, and hotel clubs.

Schedule C - Car and Truck Expenses

Federal Section>Income>Profit or Loss from a Business>Car and Truck Expenses; or Keyword "SC"

Schedule C Car and Truck Expenses

Car and Truck Expenses

1 ase Note: Actual car or truck expenses must be entered in the depreciation menu for this business. You cannot claim both actual expenses and mileage for the same vehicle.

Description of Vehicle *

2

Date you placed your vehicle in service for business purposes *

MM DD YYYY

Of the total number of miles you drove your vehicle during the tax year, enter the number of miles you used your vehicle each of the following.

Business miles *	Commuting	Other
3	4	5

- ☐ Check if you have (or your spouse has) another vehicle available for personal use.
- ☐ Check if your vehicle was available for personal use during off-duty hours.
- ☐ Check if you have evidence to support your deduction.
- ☐ If yes, check if the evidence is written.

1. Using actual expense deductions, such as gas, repairs, and depreciation, is Out of Scope.
2. Enter a brief description of the vehicle; for example, 2008 Ford.
3. Business miles: Miles related to the business activity that aren't commuting miles. For-hire drivers who have mileage in between customer pick-ups can claim the mileage as a business expense.
4. Commuting miles: Miles driven each day from home to the first business location and driven from the last business location back home.
5. Other: Miles driven for personal purposes.

The total of Business, Commuting and Other miles should add up to the total miles on the vehicle for the year.

Refer to Publication 463, Travel, Entertainment, Gift, and Car Expenses, for help determining deductible business mileage and nondeductible commuting mileage.

The car and truck expense deduction will automatically be calculated using the standard mileage rate, based on the number of business miles entered. The rate from January 1 through June 30 was 58.5 cents per mile. From July 1 through December 31, the rate was 62.5 cents per mile. In addition, the taxpayer can deduct the cost of business parking and tolls. Commuting and other personal automobile expenses such as depreciation, lease payments, maintenance and repairs, gasoline (including gasoline taxes), oil, insurance, parking tickets, traffic

fines, or vehicle registration fees are not deductible.

If you are self-employed and use your vehicle in your business, you can deduct the business part of state and local personal property taxes on motor vehicles on Schedule C. Enter this on the Taxes line on the Schedule C Expenses screen. If you are self-employed and use your vehicle in your business, you can deduct that part of the interest expense that represents your business use of the vehicle. You cannot deduct the part of the interest expense that represents your personal use of the vehicle. Enter the deductible amount on the Other Interest line on the Schedule C Expenses screen.

If you are an employee, you cannot deduct any interest paid on a vehicle loan. This applies even if you use the vehicle 100% for business as an employee.

The standard mileage deduction includes depreciation, gas/oil, repairs, insurance, and nontax portion of registration, but not parking, tolls, or business part of registration tax. Taxpayer should have a written record (log or appointment book).

Self-employed taxpayers can use this chart. Don’t use this chart if your home is your principal place of business (Out of Scope). This chart can also be used for Armed Forces reservists (Military Certification only), fee-based state or local government officials, and employees with impairment-related work expenses. Employees who do not fit into one of the listed categories may not use this chart.

This page is intentionally left blank

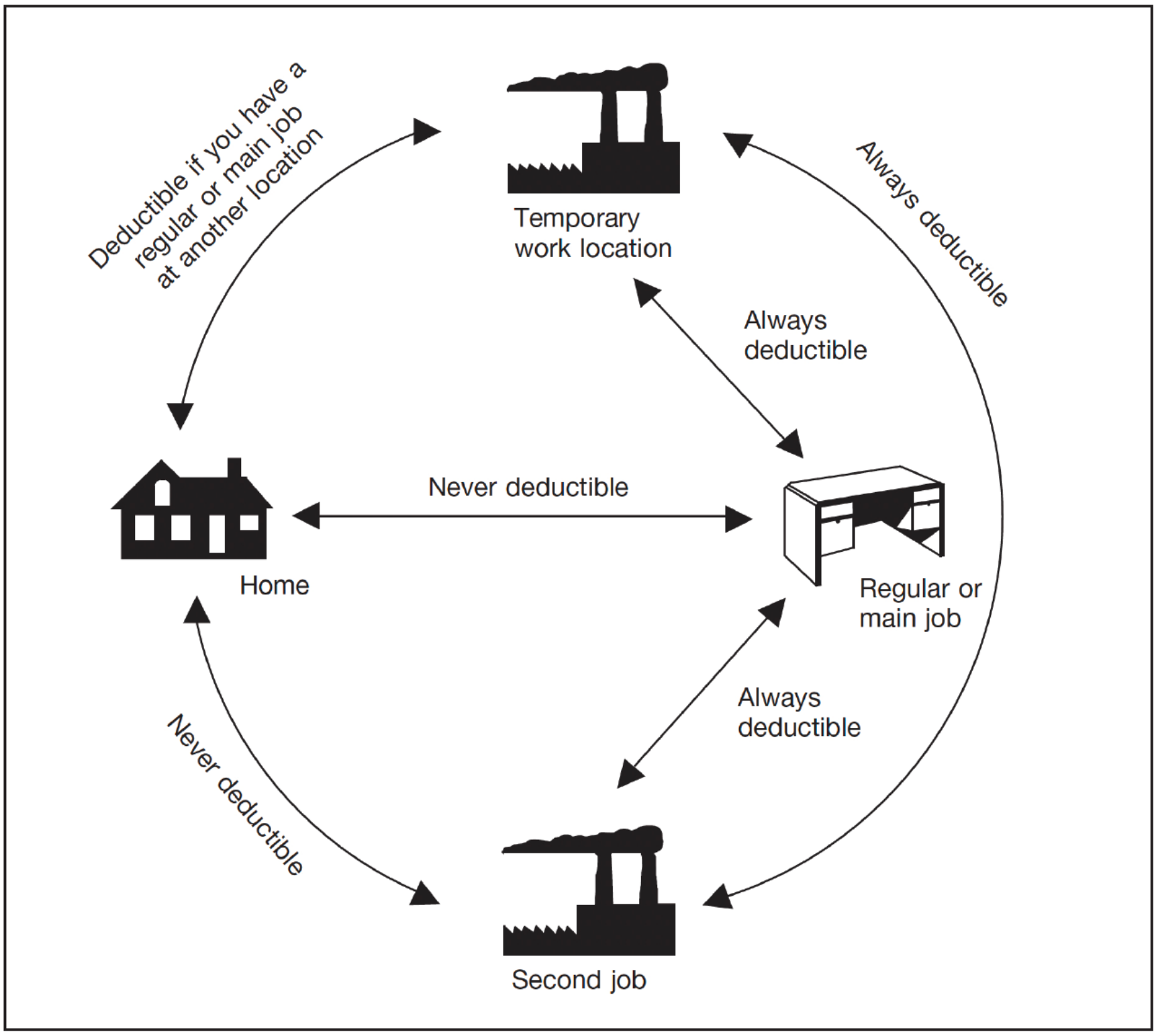
Deductible if you have a regular or main job at another location
Temporary work location
Always deductible
Always deductible
Never deductible
Home
Regular or main job
Always deductible
Never deductible
Second job

This page is intentionally left blank

Home: The place where you reside. Transportation expenses between your home and your main or regular place of work are personal commuting expenses.

Regular or main job: Your principal place of business. If you have more than one job, you must determine which one is your regular or main job. Consider the time you spend at each, the activity you have at each, and the income you earn at each.

Temporary work location: A place where your work assignment is realistically expected to last (and does in fact last) one year or less. Unless you have a regular place of business, you can only deduct your transportation expenses to a temporary work location outside your metropolitan area. For overnight travel expenses, see **IRS Topic 511 Business Travel Expenses**

Second job: If you regularly work at two or more places in one day, whether or not for the same employer, you can deduct your transportation expenses of getting from one workplace to another. If you do not go directly from your first job to your second job, you can deduct the transportation expenses of going directly from your first job to your second job. You cannot deduct your transportation expenses between your home and second job on a day off from your main job.

Schedule D Capital Gains and Losses

Income>Capital Gain and Losses>Capital Gain and Loss Items; or Keyword "D"

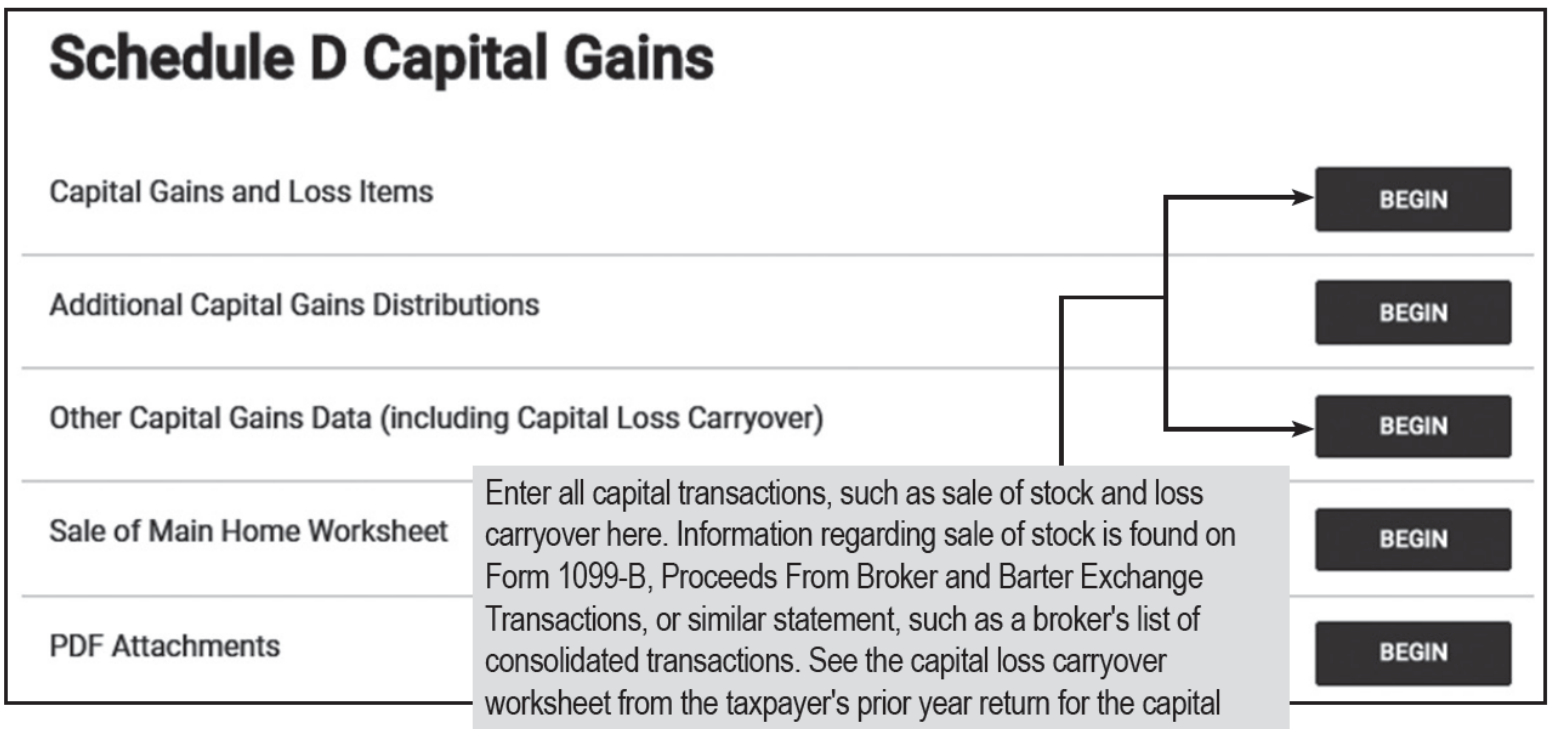

Enter all capital transactions, such as sale of stock and loss carryover here. Information regarding sale of stock is found on Form 1099-B, Proceeds From Broker and Barter Exchange Transactions, or similar statement, such as a broker's list of consolidated transactions. See the capital loss carryover worksheet from the taxpayer's prior year return for the capital loss carryover amount(s). The software will carry the transactions to the appropriate Form 8949, Sales and Other Dispositions of Capital Assets. The totals for each Form 8949 will automatically carry to the correct line of Schedule D, Capital Gains and Losses.

Transactions involving digital assets (virtual currency), such as a disposition, sale, exchange or transfer, are Out of Scope. However, the tax return is in scope if the taxpayer is able to select No to the digital asset question on Form 1040. See Scope of Service in this publication and **irs.gov/virtualcurrencyfaqs**

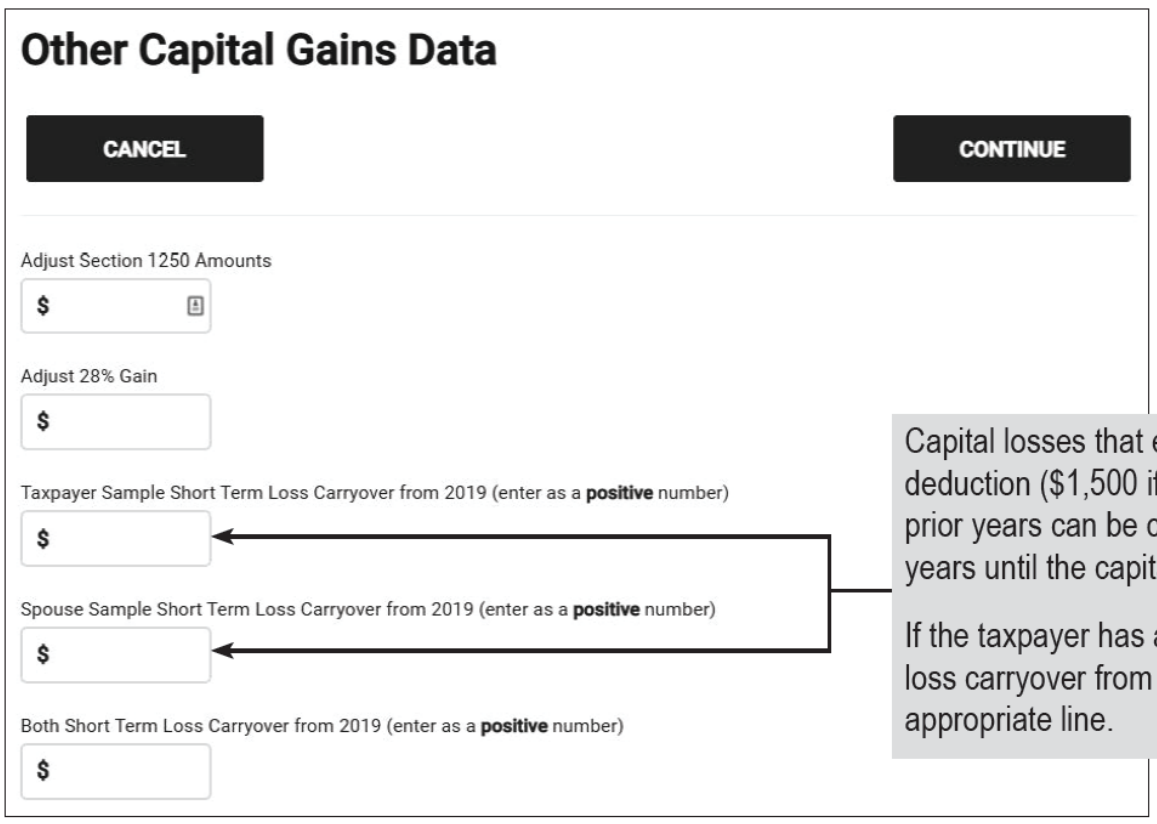

Capital losses that exceeded the $3,000 limit deduction ($1,500 if married filing separately) in prior years can be carried forward and used in future years until the capital loss is completely used up.

If the taxpayer has a short-term or long-term capital loss carryover from the prior year, enter on the appropriate line.

Compare fields automatically filled with carryover amounts to the prior year return. Also, remember to print the Capital Loss Carryover Worksheet for the taxpayer to keep as part of their records.

Entering Capital Gains and Losses

If you check the box for Alternate Option for Date Acquired or Date Sold, a pick list will appear. Choose the correct option for the transaction.

If a block of stock (or similar property) was acquired through several different purchases, the sale may be reported on one row.

Date Acquired

☑ * **Alternate Option:** If Date Acquired is not known, leave the date blank and select an option here

- Select if Applicable -
- Select if Applicable -
Various - Short Term
Various - Long Term
Inherited - Long Term

Check the Alternate Option box and select one of three options: Various - Short Term, Various - Long Term or Inherited - Long Term.

Short term = 1 year or less
Long term = more than 1 year

Date Sold

☑ * **Alternate Option:**

☐ Check here if a short sale.

- Select if Applicable -
- Select if Applicable -
Worthless - Short Term
Worthless - Long Term
Bankrupt - Short Term
Bankrupt - Long Term

Capital Gains Transaction

CANCEL

If various (short or long term) is selected as an Alternate Option for Date Acquired, check Alternate Option under Date Sold but do not select an item from the drop menu or enter a date. Check M as the Adjustment Code.

Form belongs to *

○ Taxpayer Sample
○ Spouse Sample
○ Both

Description of Property *

Date Acquired

1 ☐ * **Alternate Option:** If Date Acquired is not known, leave the date blank and select an option here

MM DD YYYY 2

Date Sold

☐ * **Alternate Option:**

☐ Check here if a short sale.

MM DD YYYY 3

Sales Price

☐ * **Alternate Option:** If Sale Price is Expired, leave the sales price blank and select an option here

$ 4

Select cost basis type *

- Please Select - 5

1 If investment property is inherited, the capital gain or loss is treated as long-term. This is true regardless of how long the property is held.

Check the box for Alternate Option for Date Acquired and select **Inherited - Long Term**.

2 Form 1099-B Box 1b

3 Form 1099-B Box 1c

4 Form 1099-B Box 1d

5 Choose the cost basis type that applies to this transaction.

- Please Select -
1099-B, Box 3 Cost Basis Reported to the IRS
1099-B, Box 3 Cost Basis NOT Reported to the IRS
Did not receive Form 1099-B

Cost

☐ * **Alternate Option:** If Cost is Expired, leave the cost blank and select an option here

1 $

Adjustments

2 Enter any necessary adjustments to Gain or Loss

NOTE: If this entry is to be shown as a loss, please enter a negative sign before the number.

$

If you entered an adjustment amount above, please select all adjustment explanations that apply.

- ☐ B - Form 1099-B with Basis shown in Box 3 is Incorrect
- ☐ C - Disposed of Collectibles
- ☐ D - Form 1099-B showing accrued market discount in box 1f
- ☐ E - Form 1099-B or 1099-S with Selling Expenses or Options not Reflected on Form
- ☐ H - Exclude Some/All of the Gain from the Sale of Your Main Home
- ☐ L - Nondeductible Loss other than a Wash Sale
- 3 ☐ M - Reporting Multiple Transactions on a Single Row
- ☐ N - Received 1099-B/1099-S as a Nominee for the Actual Owner of the Property
- ☐ O - Other Adjustment Not Explained Above
- ☐ Q - Exclude Part of the Gain from the Sale of Qualified Small Business Stock
- ☐ R - Rollover of Gain from QSB Stock, Empowerment Zone, Publicly Traded Securities
- ☐ S - Loss from the Sale of Small Business Stock more than Allowable Ordinary Loss
- ☐ T - Form 1099-B & Type of Gain/Loss shown in Box 1c is Incorrect
- 4 ☐ W - Nondeductible Loss from a Wash Sale
- ☐ X - Exclude Gain from DC Zone Assets or Qualified Community Assets
- ☐ Y - Reporting Gain from QOF Investment in Prior Yax Year
- ☐ Z - Postpone Gain for Investments in QOFs

1 Form 1099-B Box 1e or provided by taxpayer. If the statement or taxpayer does not provide cost basis, historical data can be used. See Publication 551, Basis of Assets, for details. If basis can't be determined, use zero. Special rules apply to property inherited from a decedent who died in 2010. If the taxpayer cannot provide the basis for the property, refer the taxpayer to a professional tax preparer. For more information, refer to Historical: Publication 4895, Tax Treatment of a Property Acquired from a Decedent Dying in 2010 (Rev. October 2011) under Prior Year Forms and Instructions on IRS.gov.

2 For most transactions, no adjustment to gain or loss is needed. If an adjustment to basis or net capital gain is required, enter the adjustment amount and mark the reason(s) from the list. You may need to enter an adjustment if the basis provided is incorrect, another situation applies that requires a change to the basis, or if the taxpayer is able to exclude some or all of the capital gain.

3 If summarizing transactions, check the box for Reporting Multiple Transactions on a Single Row. You may leave date sold blank when checking box M.

4 Wash sales are in scope only if reported on Form 1099-B or on a brokerage or mutual fund statement. Enter the code W amount as a positive number.

For securities reported on a brokerage statement as "Worthless" use the Alternate Option and "Worthless" for the date sold. If securities have any value (even $1) they are not worthless.

This page is intentionally left blank

Exception to Entering Each Transaction on a Separate Row

When a taxpayer's Form 1099-B includes so many transactions that it isn't practical to enter each one into TaxSlayer, use the following procedure.

1. Divide the transactions into four categories:

    a. Short term transactions with basis reported to the IRS categorized as "Box A."

    b. Short term transactions with basis not reported to the IRS categorized as "Box B."

    c. Long term transactions with basis reported to the IRS categorized as "Box D."

    d. Long term transactions with basis not reported to the IRS categorized as "Box E."

2. Enter the total of each category on the capital gain entry screen.

3. If any of the transactions requires an adjustment to the reported basis, select the reason from the check box that includes that transaction.

4. If there are transactions with basis not reported to the IRS, the broker's list of transactions must be submitted as an attachment to the tax return. Submit the document using either of the following two methods:

    a. Electronic: Scan the pages and save as a PDF. Attach the PDF to the electronic return prior to creating the e-file.

    b. Hardcopy: Make a photocopy and attach it to Form 8453, U.S. Individual Income Tax Transmittal for an IRS e-file

Return, to be mailed to the IRS Service Center in Austin, Texas.

Common Items Found on Brokers' Statements

Look for all of the following items: (You may or may not find them all.)

- *1099-INT (Summary-NOT detail)*
- *1099-DIV (Summary-NOT detail)*
- *1099-B (Summary and Detail) and "Cost basis" or "Transaction detail" for sale of stock: Input as capital gains or losses.*
- *If there are dividends from mutual funds, look for an insert or chart that says what percentage came from federal government interest: Enter on the dividend input screen and select your state (check your state rules).*
- *The chart should also show what percent came from municipal bonds from each state: Input exempt interest from states*

other than yours by selecting tax-exempt interest income and making the state adjustment (check your state rules).

- *Foreign taxes paid: Enter foreign taxes paid on the dividend input screen only if all foreign taxes relate to passive income and the total on all tax statements (1099, etc.) is less than $300 ($600 MFJ); otherwise, in scope only if certified in International.*

Net losses greater than $3,000 ($1,500 if MFS) will carry forward to future tax years.

Adjustments to Basis in TaxSlayer

Enter Capital Gain/Loss Transactions in TaxSlayer

For most transactions, you do not need to adjust the basis. You may need to adjust the basis if you received a Form 1099-B or 1099-S (or substitute statement) that is incorrect, are excluding or postponing a capital gain, have a disallowed loss, or certain other situations. Details are in the table below.

In Scope Transactions

IF THE…	THEN…	Select from the dropdown list	Adjustment Code that will appear on Form 8949
Taxpayer received a Form 1099-B (or substitute statement) and the basis shown in box 3 is incorrect or not reported to the IRS	Enter the correct basis and make no adjustment if the basis was not reported to IRS Enter the basis shown on Form 1099-B (or	Form 1099-B with Basis in Box 3 is Incorrect & Correct Basis is Lower or Higher	B

	substitute statement) and correct the error by entering an adjustment. Use Worksheet for Basis Adjustment in Column (g) in Instructions for Form 8949, Sale and Other Dispositions of Capital Assets.		
Taxpayer received a Form 1099-	Enter the proceeds as reported in	Form 1099-B with Basis in	

B or 1099-S (or substitute statement) and there are selling expenses that are not reflected on the form or schedule…	Box 1d. Enter as an adjustment using a minus sign for any selling expenses paid (and that are not reflected on the form or statement received).	Box 3 is Incorrect & Correct Basis is Lower or Higher	E
Taxpayer sold or exchanged their main home at a gain, must report the sale or	Report the sale or exchange as if the taxpayer were not taking the exclusion.	Exclude Some/All of the Gain from the Sale of Your Main Home	H

exchange and can exclude some or all of the gain…	Then enter the amount of excluded (nontaxable) gain as a negative number.		
Taxpayer has a nondeductible loss other than a loss indicated by code W…	Report the sale or exchange and enter the amount of the nondeductible loss as an adjustment. See Nondeductible Losses in the Instructions	Nondeductible loss other than a Wash Sale* See Tab R, Glossary and Index, for the definition of wash sale.	L

	for Schedule D.		
Taxpayer reports multiple transactions on a single row as described in Exception to Reporting each Transaction on a Separate Row…	Enter -0 as the adjustment amount unless an adjustment is required because of another code.	Reporting Multiple Transactions on a Single Row	M

Taxpayer received a Form 1099-B (or substitute statement) and the type of gain or loss (short term or long term) shown in box 1c is incorrect)…	Enter transaction with correct term (long or short). Enter -0 as the adjustment amount unless an adjustment is required because of another code.	Form 1099-B and Type of Gain/Loss indicated in Box 2 is incorrect	T

IF THE…	THEN…	Select from the dropdown list	Adjustment Code that will appear on Form 8949
Taxpayer has a nondeductible loss from a wash sale* …	Report the sale or exchange and enter as a positive amount the nondeductible loss as an adjustment.	Nondeductible loss from a Wash Sale* (See Tab R, Glossary and Index, for definition of wash sale)	W

Taxpayer has an adjustment not explained earlier in this column…	Report the appropriate adjustment amount.	Other adjustment	O

* Wash sales are in scope only if reported on Form 1099-B or on a brokerage or mutual fund statement.

Out of Scope Transactions

IF the…	Adjustment Code
Taxpayer received a Form 1099-B showing accrued market discount in box 1f	D
Taxpayer received a Form 1099-B or 1099-S (or substitute statement) as a nominee for the actual owner of the property.	N
Taxpayer sold or exchanged qualified small business stock and can exclude part of the gain.	Q

Taxpayer can exclude all or part of your gain under the rules explained in the Schedule D instructions for DC Zone assets or qualified community assets.	X
Taxpayer is electing to postpone all or part of their gain under the rules explained in the Schedule D instructions for any rollover of gain (for example, rollover of gain from QSB stock or publicly traded securities).	R
Taxpayer had a loss from the sale, exchange, or worthlessness of small	S

business (section 1244) stock and the total loss is more than the maximum amount that can be treated as an ordinary loss.	
Taxpayer disposed of collectibles (see the Schedule D instructions).	C
Taxpayer is electing to postpone all or part of their gain under the rules explained in the Schedule D instructions for investments in qualified opportunity funds (QOFs)	Z
Taxpayer is reporting their gain from a QOF investment that was	Y

deferred in a prior tax year	

Capital Gains or Losses Sale of Main Home

The sale or exchange of a main home must be reported as a Capital Gain or Loss if:

- The taxpayer can't exclude all of their gain from income,
- The taxpayer has a gain and chooses not to exclude it, or
- The taxpayer received a Form 1099-S for the sale or exchange.

The taxpayer does not have to report the sale of their main home if they qualify and choose to exclude all of their gain and did not receive Form 1099-S. See Tab R, Glossary and Index, for a definition of main home. Taxpayers with more

than one home cannot choose which home to designate as their main home.

Generally, if the following two tests below are met, the taxpayer can exclude up to $250,000 of gain. If both the taxpayer and their spouse meet these tests and file a joint return, they can exclude up to $500,000 of gain (but only one spouse needs to meet the ownership requirement in Test 1). Reduced exclusions are Out of Scope.

- Test 1. During the 5-year period ending on the date the taxpayer sold or exchanged their home, they owned it for 2 years or more (the ownership requirement) and lived in it as their main home for 2 years or more (the use requirement).

Military members may be able to suspend the 5-year period while serving on qualified official extended duty.

- Test 2. The taxpayer hasn’t excluded gain on the sale or exchange of another main home during the 2-year period ending on the date of the sale or exchange of their home.

If the taxpayer has a gain that can’t be excluded, it is taxable. Any loss is not deductible.

Sale of a home received through inheritance or as a gift is Out of Scope unless it has been used as a personal residence by the taxpayer or spouse. The taxpayer must provide the cost basis of the residence. Tests 1 and 2 then apply to exclude the gain.

Death of spouse. If the taxpayer sells their home within 2 years after their spouse dies and has not remarried as of the sale date, they can count any time their spouse owned the home as time they owned it and any time when the home was their spouse's residence as time when it was their residence. In addition, the taxpayer may be able to increase their exclusion amount from $250,000 to $500,000 if the taxpayer or their deceased spouse meet the requirements for Test 1 and both the taxpayer and their deceased spouse meet the requirement for Test 2.

Sale of Home

CANCEL

CONTINUE

Basic Info about the Sale

Date of purchase *

MM DD YYYY

Purchase price *

$

Date of sale *

MM DD YYYY

Sale price *

$

Allowable Depreciation related to the business use or rental of the home

$

Depreciation taken after 05/06/1997

$

If the taxpayer is required to report the sale and it results in a gain, enter the purchase date, sale date, purchase price, and sales price in the Sale of Home Worksheet (you will enter capital improvements and other adjustments to basis on the next screen).

Info about your home

How many days in the last 5 years was the home your main home?

1

How many days in the last 5 years did you own your home?

2

How many days in the last 5 years was the home your spouse's main home?

How many days in the last 5 years did your spouse own your home?

3 ☐ Check here if you received the First-time Homebuyers Credit AND you received the credit in 2008 OR you did NOT meet the minimum ownership requirements to exclude repayment of the credit.

4 ☐ Check here if you qualify for the Maximum Exclusion or the Reduced Maximum Exclusion.

1 Enter the number of days the dwelling was used as the main home (separate entry for spouse).

2 Enter the number of days the taxpayer owned the home (separate entry for spouse).

3 If the taxpayer received the 2008 First-Time Homebuyers Credit, select the box. Form 5405, Repayment of the First-Time Homebuyer Credit, will be required to determine how much of the credit must be repaid.

4 If the taxpayer meets the ownership, residence, and look-back requirements, taking the exceptions into account, then the Eligibility Test is met and the taxpayer is eligible for the Maximum Exclusion, select the box (reduced maximum exclusion is Out of Scope; refer to a professional).

Adjustments

CANCEL

CONTINUE

Fees you may have paid when you bought your home

Legal fees

$

Surveys

$

Title Insurance

$

Fees that the seller owed that you agreed to pay

$

Other fees

$

- The closing disclosure or HUD-1 Settlement Statement will give details about closing costs.
- If the sale must be reported and results in a gain, it will be listed on the appropriate Form 8949 (basis type C or F). The gain will be included with the other capital gains and losses on Schedule D.
- Enter the fees from the purchase of the home that weren't included in the purchase price already entered.

General Adjustments

Selling expenses

$

Cost of additions and improvements that you made to your home

$

Tax assessments that you paid for sidewalks, streets, and other local improvements

$

Other increases to your basis

$

Decreases to your basis

$

- Enter the selling expenses, cost of improvements and other increases or decreases to the basis of the home. See Publication 523, Selling Your Home, for more information about basis.- Additions or Improvements to a home having a useful life of more than one year increase the basis. Repairs that maintain the home in good condition are not considered improvements and do not increase the basis.
- This will calculate the adjusted basis of the home, which will be shown on Form 8949.
- The information will carry to Form 8949 and
- Schedule D.
- If you've checked the box to exclude the entire gain, Form 8949 will show the adjustment as a negative number in the amount of the net gain, with adjustment code H and basis type F and no net gain/loss.

Example: The taxpayer received a Form 1099-S for the sale of their main home. The taxpayer's adjusted basis in the home is $150,000. The proceeds from the sale is $200,000. The taxpayer meets the ownership and use tests. The taxpayer's Form 8949 is shown below.

If the sale resulted in a gain but was not eligible for the exclusion, it will be reported on the appropriate Form 8949 as a gain.

1 (a) Description of property (Example: 100 sh. XYZ Co.)	(b) Date acquired (Mo., day, yr.)	(c) Date sold or disposed of (Mo., day, yr.)	(d) Proceeds (sales price) (see instructions)	(e) Cost or other basis. See the **Note** below and see *Column (e)* in the separate instructions	**Adjustment, if any, to gain or loss.** If you enter an amount in column (g), enter a code in column (f). **See the separate instructions.**		(h) **Gain or (loss).** Subtract column (e) from column (d) and combine the result with column (g)
					(f) Code(s) from instructions	(g) Amount of adjustment	
MAIN HOME	03/04/20XX	02/02/20XX	200000	150000	H	-50,000	0

This page is intentionally left blank

If the sale is a loss but must be reported because Form 1099-S was received:

Loss on the sale of a main home can't be deducted. To report the sale, you must enter the sale as a capital gain or loss item:

- You can use the Sale of Main Home worksheet to assist you in determining the basis, but the information will NOT carry to Form 8949
- Add a new Capital Gain or Loss Item
- Enter the dates, sales price and adjusted basis amount
- The basis type will be "Did not receive Form 1099-B"
- Enter an adjustment in the amount of the loss as a positive number

This page is intentionally left blank

(a) Description of property (Example: 100 sh. XYZ Co.)	(b) Date acquired (Mo., day, yr.)	(c) Date sold or disposed of (Mo., day, yr.)	(d) Proceeds (sales price) (see instructions)	(e) Cost or other basis. See the **Note** below and see *Column (e)* in the separate instructions	**Adjustment, if any, to gain or loss.** If you enter an amount in column (g), enter a code in column (f). **See the separate instructions.**		(h) **Gain or (loss).** Subtract column (e) from column (d) and combine the result with column (g)
					(f) Code(s) from instructions	(g) Amount of adjustment	
MAIN HOME	02/03/20XX	09/04/20XX	190000	203800	L	13800	

- [ ] W - Nondeductible Loss from a Wash Sale
- [x] L - Nondeductible Loss other than a Wash Sale
- [ ] E - Form 1099-B or 1099-S with Selling Expenses or Options not Reflected on Form

Select the adjustment reason as “nondeductible loss other than a wash sale” which will show as adjustment code L.

IRA/Pension Distributions (Form 1099-R, Form SSA-1099)

Federal Section>Income>1099-R, RRB-1099, RRB-1099-R, SSA-1099

There are four items to choose from, and within each item you can make entries for as many documents as needed.



Select Nontaxable Distributions to record Qualified Charitable Distributions (QCDs) and eligible retired public safety officer distributions for health insurance premiums. Qualified Health Savings Accounts funding distributions are out of scope.